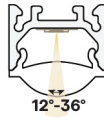





# VERS-GRAZER-SK (04) STATIC COLOR

24VDC Linear Fixtures - Suspended



- 80 Suspension Kit configurations allow fixture to be seamlessly incorporated into any interior
- Create long, continuous lines of light with easy-to-use inline bracket and double feed joiner connectors
- Optically enhanced VERSatile fixture with grazing properties ranging from 12° to 36°
- The high quality lens features a proprietary diffusing agent for superior beam control and clean edges
- Features integrated metal endcaps and durable anodized aluminum housings
- White Optics, an internal coating that results in greater lumen output, comes standard in all VERS fixtures
- Consult factory for field assembly options
- Optional external louver accessory available in white or black for added glare control

1	2	3	4	5	6	7	8	9	10	11	12	13	14	15
PRODUCT	WATTS/ FT	CCT	RATED	LENS	EXTERNAL LOUVER	WIRE INPUT/ OUTPUT	CONNECTOR/ WIRE IN	CONNECTOR/ WIRE OUT	WIRE COLOR	WIRE TYPE	MOUNTING	FINISH	LENGTH (IN)	EXACT/ OPTIMAL
VERS-04-SK-SC	5.0					S2	BW	CLS	SV	AWM	SK			

Sample Part Number: **VERS-04-SC-5.0-GR-DRY-L1-BK-P1-CON6-CON6-BK-CL2-MG-BK-48"-E**

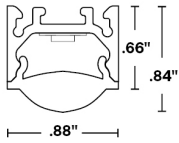
<b>1</b> <b>PRODUCT</b> <b>VERS-04-SK-SC</b> See following pages for compatible power supplies.	<b>2</b> <b>WATTS/FT</b> 5.0 5.0W/ft	<b>3</b> <b>CCT</b> A Amber B Blue G Green R Red	<b>4</b> <b>RATED</b> DRY IP20 DMP IP54	<b>5</b> <b>LENS</b> 25D Optical 25° GZR Grazer For representation of LED visibility, see Diode Visibility section on following pages. For beam angles, see Photometric Performance section on following pages.	<b>6</b> <b>EXTERNAL LOUVER</b> L1-WH White Plastic L1-BK Black Plastic L2-ST Satin Anodized Aluminum L2-BK Black Anodized Aluminum L2-WH White Powder Coated Aluminum N/A No Louver L1 Plastic Louvers come in 12" lengths, multiple pieces will be used to match fixture length. L2 Aluminum louvers come in maximum 98" lengths and will be cut to match fixture length. White and custom painted finishes are not compatible with L2 external louvers.			
<b>7</b> <b>WIRE INPUT/OUTPUT</b> S2 Single 2 (Input only) - Bottom Feed	<b>8</b> <b>CONNECTOR/WIRE IN</b> BW Bare Wire (Standard 36") BW: Standard length is 36", max length is 120". Request custom length by writing in part number next to BW (example: BW48)	<b>9</b> <b>CONNECTOR/WIRE OUT</b> CLS Closed End (No feed) BW: Standard length is 36", Max length is 120". Request custom length by writing in part number next to BW (example: BW48)	<b>10</b> <b>WIRE COLOR</b> SV Silver	<b>11</b> <b>WIRE TYPE</b> AWM Appliance Wiring Material	<b>12</b> <b>MOUNTING</b> SK Suspension Bracket	<b>13</b> <b>FINISH</b> ST Satin BK Black BZ Bronze WH White CU Custom White and custom painted finishes are not compatible with external louvers. Custom finishes require a longer lead time, consult factory. Any white finish other than RAL 9003 must be custom ordered	<b>14</b> <b>LENGTH (IN)</b> Minimum length is 12", maximum length is 98" not including end caps. Contact us for lengths under 12".	<b>15</b> <b>EXACT/OPTIMAL</b> O Optimal Illumination E Exact Specified Length Exact fixtures match the exact length you specify, but they may have dim spots at the ends. Optimal fixtures are slightly shorter than the length specified, but provide full illumination from end to end. See Exact/Optimal Fixture Length charts.



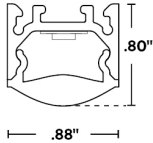
# VERS-GRAZER-SK (04) STATIC COLOR

24VDC Linear Fixtures - Suspended

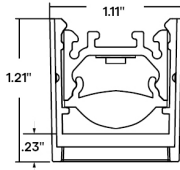
## 1 PRODUCT - DIMENSIONS



Profile with GZR lens



Profile with 25D lens



Profile with GZR & L1 Louver

## 2 DELIVERED LUMENS

[Calculated L70 = 50000 hrs]  
Tested with VERS-04-SK-SC-5.0-\*\*-DRY

	Red		Green		Blue		Amber	
	LM/FT	Wavelength	LM/FT	Wavelength	LM/FT	Wavelength	LM/FT	Wavelength
GZR	124	635	589	521	137	467	95	595
25D	111	634	545	520	118	466	84	596

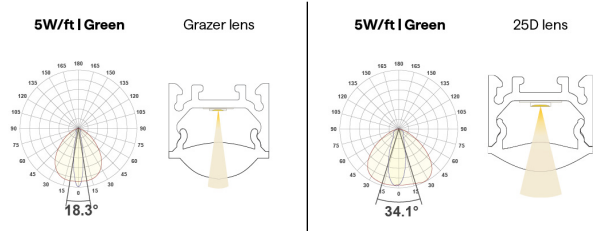
## 5 DIODE VISIBILITY



Optical lens

## PHOTOMETRIC PERFORMANCE

Nominal beam spread shown, beam spread varies based on light engine. For more detailed information, see photometric data.



## TEMPERATURE RATINGS

		5.0 W/FT	
		Min	Max
DRY	Ambient Operating Temp - Surface	-4°F	125°F
DMP	Ambient Operating Temp - Surface	-4°F	120°F
WET	Ambient Operating Temp - Surface	-4°F	120°F

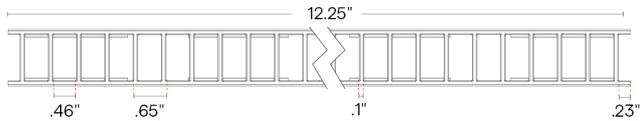


# VERS-GRAZER-SK (04) STATIC COLOR

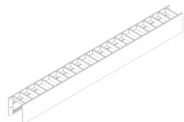
24VDC Linear Fixtures - Suspended

## 6 EXTERNAL LOUVER

PLASTIC



L1-XX

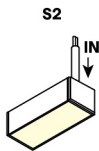


Lumen Multiplier  
WH BK

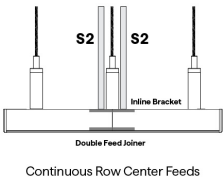
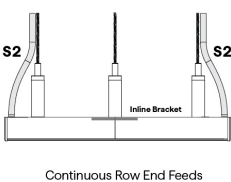
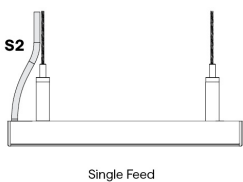


## 7 WIRE INPUT/ OUTPUT

SINGLE (Input only)



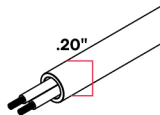
## CONFIGURATION OPTIONS



## 8 / 9 CONNECTOR/WIRE – IN/OUT

Connector/Wire In or Out not needed to specify product.

BW



Bare Wire 36" | 22 AWG  
Clear outer jacket, metal shield

## 10 WIRE COLOR

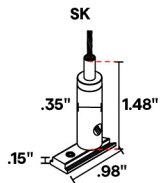




# VERS-GRAZER-SK (04) STATIC COLOR

## 24VDC Linear Fixtures - Suspended


### 12 MOUNTING



Suspension Bracket

2 required up to 6' lengths;  
additional support required  
between 6' to 8'

### 13 FINISH



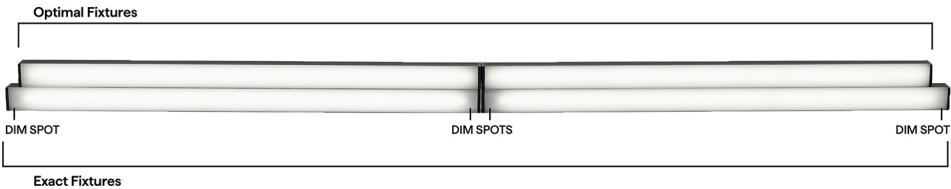
Custom finishes require a longer  
lead time, consult factory

### 15 EXACT/OPTIMAL FIXTURE LENGTH

[E/O Length Calculator →](#)

[E/O Explained →](#)

Exact fixtures are the exact length specified. Optimal fixtures' length is rounded down based on LED cut points to allow the fixture to be illuminated end to end. For runs with multiple fixtures that need to fill a specific length, it's recommended to order all optimal fixtures with an exact fixture at the end of the run.



### SC DRY DMP LENGTHS BY INCH

#### EXACT LENGTH

Requested Length	Potential dim spot on either end of a S1 fixture
	S1 End Feed
12"	1"
13"	0.5"
14"	1"
15"	0.5"
16"	1"
17"	0.5"
18"	1"
19"	0.5"
20"	1"
21"	0.5"
22"	1"
23"	0.5"
24"	1"
36"	1"
48"	1"
60"	1"
72"	1"
84"	1"
96"	1"

#### OPTIMAL LENGTH

Requested Nominal Length	S2 Bottom Feed
	S2
12"	11.51"
13"	12.51"
14"	13.51"
15"	14.51"
16"	15.51"
17"	16.51"
18"	17.51"
19"	18.51"
20"	19.51"
21"	20.51"
22"	21.51"
23"	22.51"
24"	23.51"
36"	35.51"
48"	47.51"
60"	59.51"
72"	71.51"
84"	83.51"
96"	95.51"



# VERS-GRAZER-SK (04) STATIC COLOR

24VDC Linear Fixtures - Suspended

## COMPATIBLE POWER SUPPLIES

See power supplies cut sheets for more information. Data subject to change, all data has +/- 5% tolerance.

DIM TO LEVEL	INDOOR
	SC
Dim to Black	Q6M-DC+CAP QTM-DC+CAP IQ-PH+QD1
0.1%	QT-CAB-QZ-PH/0-10V QT-CAB-eLED+0-10V QT-CAB-eLED+0-10V-AWN QT-CAB-eLED+DALI-DT6 QT-CAB-eLED+DALI-DT6-AWN QTM-eLED+0-10V QTM-eLED+0-10V-AWN QTM-eLED+DALI-DT6 QTM-eLED+DALI-DT6-AWN QZ-BOWTIE+DIMMER QZ-DMX QZ-PH/0-10V QZ-STICK-PH/0-10V QZLP
1%	QTM-eLED(E) QZ-DALI-DT6
10%	Non-Dim Power Supply with SW App Dongle

DIMMING PROTOCOL	INDOOR
	SC
Non-Dim	QT-CAB-eLED-ND QTM-eLED-ND QZ-ND
Phase	Q6M-DC+CAP QT-CAB-QZ-PH/0-10V QTM-DC+CAP QTM-eLED(E) QZ-BOWTIE+DIMMER QZ-PH/0-10V QZ-STICK-PH/0-10V QZLP IQ-PH+QD1
0-10V	QT-CAB-QZ-PH/0-10V QT-CAB-eLED+0-10V QT-CAB-eLED+0-10V-AWN QTM-eLED+0-10V QTM-eLED+0-10V-AWN QZ-PH/0-10V QZ-STICK-PH/0-10V QZLP
Lutron Athena	QT-CAB-eLED+0-10V-AWN QT-CAB-eLED+DALI-DT6-AWN QTM-eLED+0-10V-AWN QTM-eLED+DALI-DT6-AWN
ECO System	QTM-eLED(E)
DMX	QZ-DMX
DALI-2: DT6	QT-CAB-eLED+DALI-DT6 QT-CAB-eLED+DALI-DT6-AWN QTM-eLED+DALI-DT6 QTM-eLED+DALI-DT6-AWN QZ-DALI-DT6
SCENE App Dimmed	Non-Dim Power Supply with SW App Dongle




## VERS-GRAZER-SK (04) STATIC COLOR

24VDC Linear Fixtures - Suspended

---


### COMPATIBLE WIRING ACCESSORIES

Q-mini-J



UL Listed, miniature  
junction box, DRY/DMP  
(WET rated with silicone)

Q-mini-J5



UL Listed, miniature  
junction box, DRY/DMP  
(WET rated with silicone)

### COMPATIBLE APPS

NFC APP



Read and write  
DMX addresses and  
adjust voltage



# VERS-SK

## Linear Fixtures - Suspended



- Shop drawings required for run lengths over 8ft
- If no suspension length provided, 36" is standard
- Suspension cable maximum length: 120"
- Suspension cable is field cuttable
- Suspended fixtures over 6ft require additional suspension points. 8ft lengths will bow 0.25" in middle without additional support.
- Any run length over 8' requires inline brackets
- Consult factory for power over aircraft
- Consult factory for custom color of canopy
- Lag Screw is for mounting into drywall, wood, or other types of finished ceilings for non-feed mounting only

### POWER FEED SUSPENSION KIT

1	2	3	4	5	6	7
PRODUCT	FEED	CANOPY SHAPE	CANOPY SIZE	CANOPY FINISH	APPLICATION	SUSPENSION CABLE LENGTH (IN)
SK			5"			

Sample Part Number: **SK-SF-RD-5"-WH-JB-36"**

1	2	3	4	5	6	7
PRODUCT	FEED	CANOPY SHAPE	CANOPY SIZE	CANOPY FINISH	APPLICATION	SUSPENSION CABLE LENGTH (IN)
SK	SF DF Single Double	RD SQ Round Square	5"	WH BK White Black	JB TB Junction Box T-Bar Mount  JB - mounting bracket only, junction box not included TB - mounting bracket and junction box	36" 120"

### NON-FEED SUSPENSION KIT

1	2	3	4	5	6	7
PRODUCT	FEED	CANOPY SHAPE	CANOPY SIZE	CANOPY FINISH	APPLICATION	SUSPENSION CABLE LENGTH (IN)
SK	NF					

Sample Part Number: **SK-SF-RD-5"-WH-JB-36"**

1	2	3	4	5	6	7
PRODUCT	FEED	CANOPY SHAPE	CANOPY SIZE	CANOPY FINISH	APPLICATION	SUSPENSION CABLE LENGTH (IN)
SK	NF No Feed	RD SQ Round Square	2" 5"  5"	WH BK White Black  WH BK White Black	TB LS T-Bar Mount Lag Screw  TB - T-Bar clip only, junction box not included  JB Junction Box  Mounting bracket only, junction box not included	36" 120"

### KIT CONTENTS

- 1/16" Steel suspension cable – 36" standard
- Selected canopy
- Cable Gripper
- Cable Coupler

#### JBOX

- Bracket to mount to junction box (junction box not included)
- Wire strain relief
- Ties for securing electrical cable to suspension cable

#### T-BAR – feed

- Includes junction box specifically designed for T-BAR applications
- Bracket to mount to junction box
- Wire strain relief
- Ties for securing electrical wire to suspension cable

#### T-BAR – non-feed

- Bracket to mount to T-BAR (no junction box)

#### LAG SCREW – non-feed only

- Double ended screw, with a wood thread side and machine thread side
- One piece cable coupler

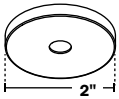


# VERS-SK

Linear Fixtures - Suspended

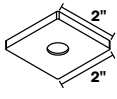
## 3 CANOPY OPTIONS

RD - 2" - NF



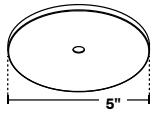
Round  
2"  
No Feed

SQ - 2" - NF



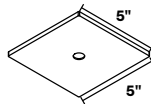
Square  
2"  
No Feed

RD - 5" - NF



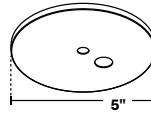
Round  
5"  
No Feed

SQ - 5" - NF



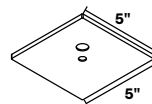
Square  
5"  
No Feed

RD - 5" - SF



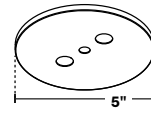
Round  
5"  
Single Feed

SQ - 5" - SF



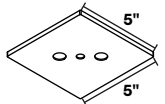
Square  
5"  
Single Feed

RD - 5" - DF



Round  
5"  
Double Feed

SQ - 5" - DF



Square  
5"  
Double Feed

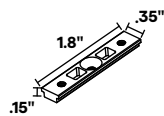
## 5 CANOPY FINISH



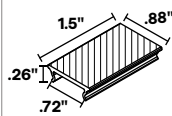
White

Black

## JOINTS/CONNECTORS



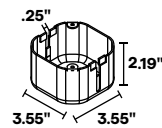
Inline Bracket



Double Feed Joiner

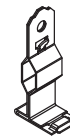
## 6 APPLICATION

TB  
Power Feed Kit



T-Bar Junction Box

TB  
Non-Feed Kit



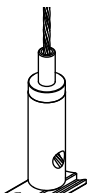
T-Bar Clip

LS



Lag Screw

## KIT HARDWARE



Cable Gripper



Cable Coupler

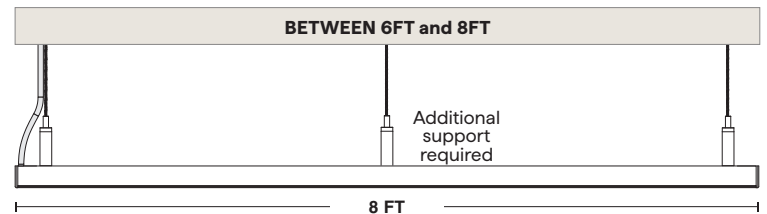
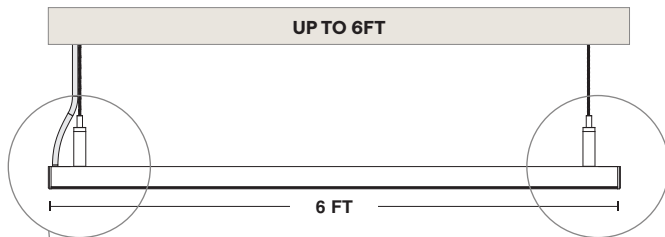


# VERS-SK

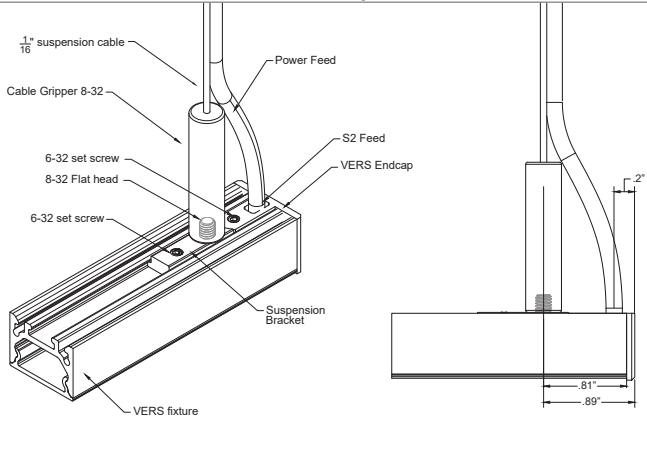
## Linear Fixtures - Suspended

### MOUNTING

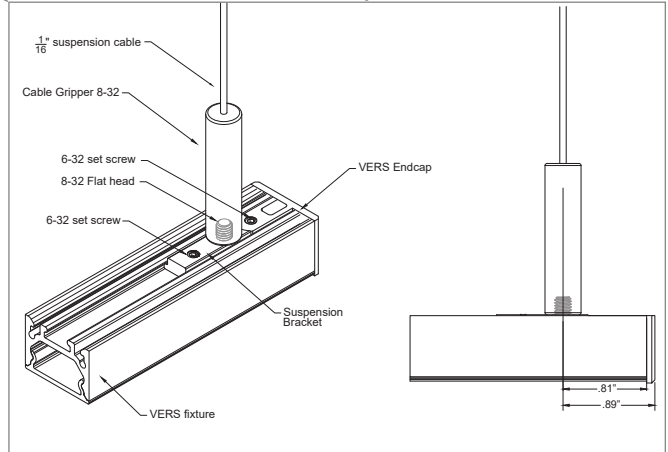
- Maximum single fixture length: 98"
- Suspended fixtures over 6ft require additional suspension points. 8ft lengths will bow 0.25" in middle without additional support.
- Shop drawings required for run lengths over 8ft
- Any double fed fixture will come with double feed joiner and inline bracket



#### Power Feed Suspension



#### Non-Feed Suspension



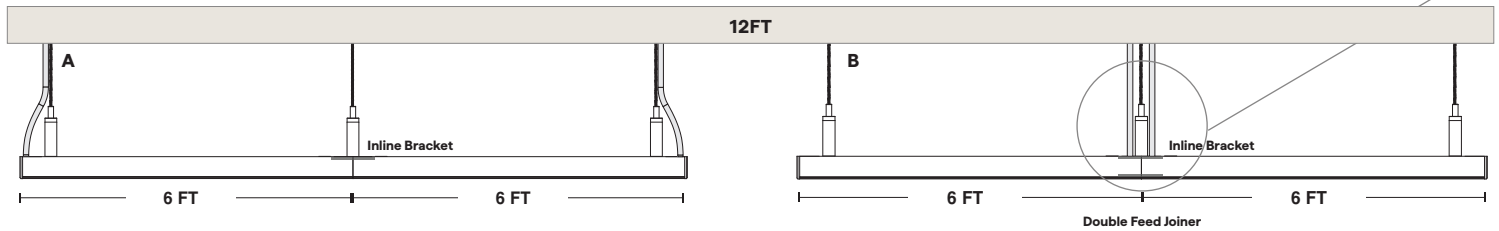
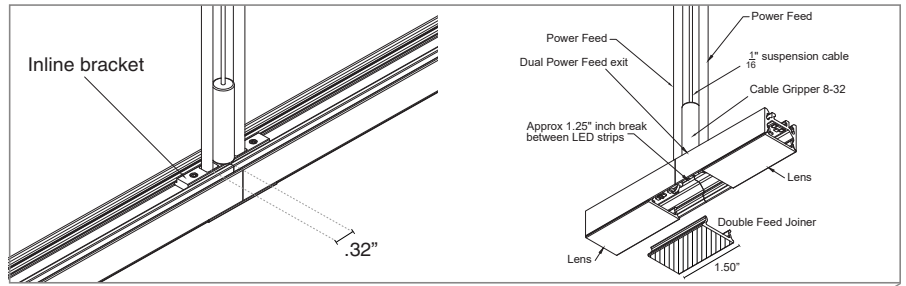


# VERS-SK

## Linear Fixtures - Suspended

### MOUNTING

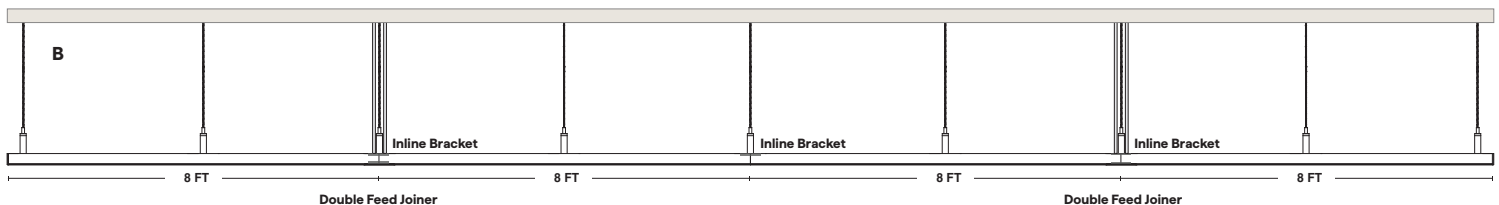
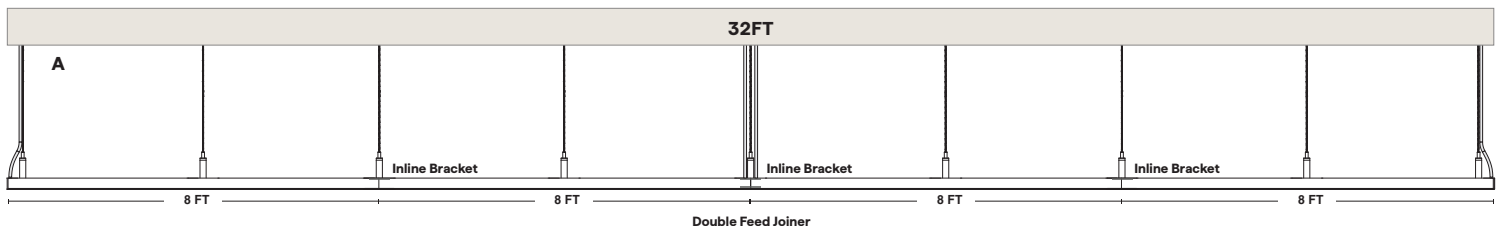
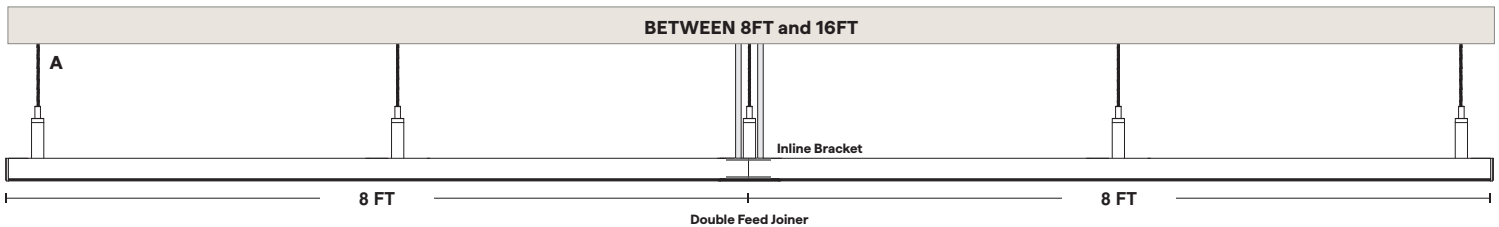
- Maximum single fixture length: 98"
- Suspended fixtures over 6ft require additional suspension points. 8ft lengths will bow 0.25" in middle without additional support.
- Shop drawings required for run lengths over 8ft
- Any double fed fixture will come with double feed joiner and inline bracket



Part number example for a suspended VERS-01 dry rated static white fixture with a diffused lens in 1.5W/ft, 3000K, in a satin finish:

**A** VERS-01-SK-SW-1.5-30-DRY-DF-N/A-S2-BW-CLS-SV-AWM-SK-ST-144" (1X)  
SK-SF-RD-5"-WH-JB-36" (2X)  
SK-NF-RD-5"-WH-JB-36" (1X)

**B** VERS-01-SK-SW-1.5-30-DRY-DF-N/A-S2-BW-CLS-SV-AWM-SK-ST-144" (1X)  
SK-DF-RD-5"-WH-JB-36" (1X)  
SK-NF-RD-5"-WH-JB-36" (2X)



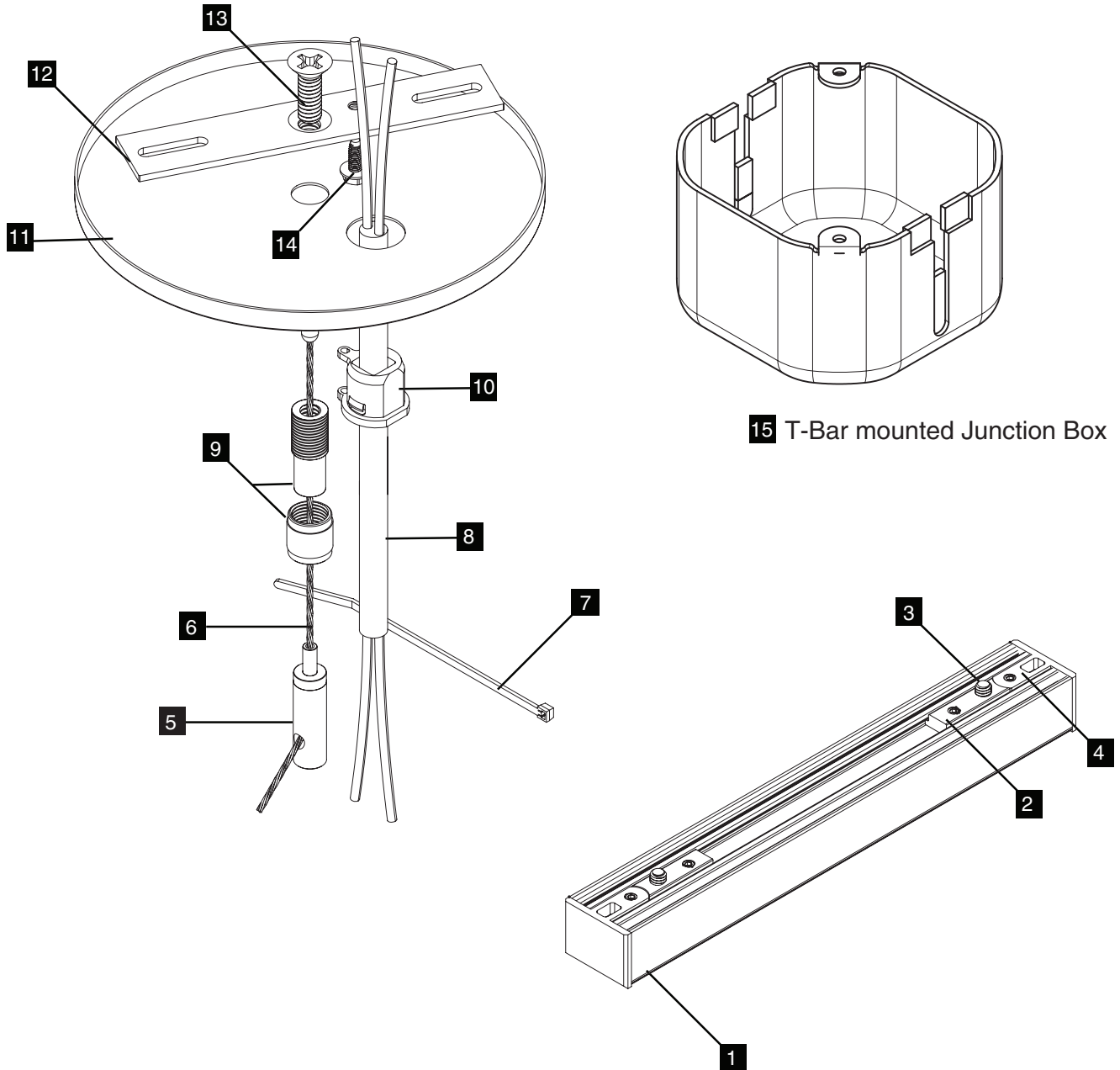


## VERS-SK

Linear Fixtures - Suspended

### SUSPENSION T-BAR POWER FEED ASSEMBLY

SK-SF-RD-5-\*\*-TB-36



#### VERS SUSPENSION COMPONENTS

- |   |           |   |                    |    |               |    |        |    |               |    |             |    |              |
|---|-----------|---|--------------------|----|---------------|----|--------|----|---------------|----|-------------|----|--------------|
| 1 | VERS      | 2 | Suspension Bracket | 3  | 8-32 Screw    | 4  | Endcap | 5  | Cable Gripper | 6  | 1/16" Cable | 7  | Tie          |
| 8 | Lead Wire | 9 | Cable Coupler      | 10 | Strain Relief | 11 | Canopy | 12 | Crossbar      | 13 | 1/4"-20     | 14 | Ground Screw |



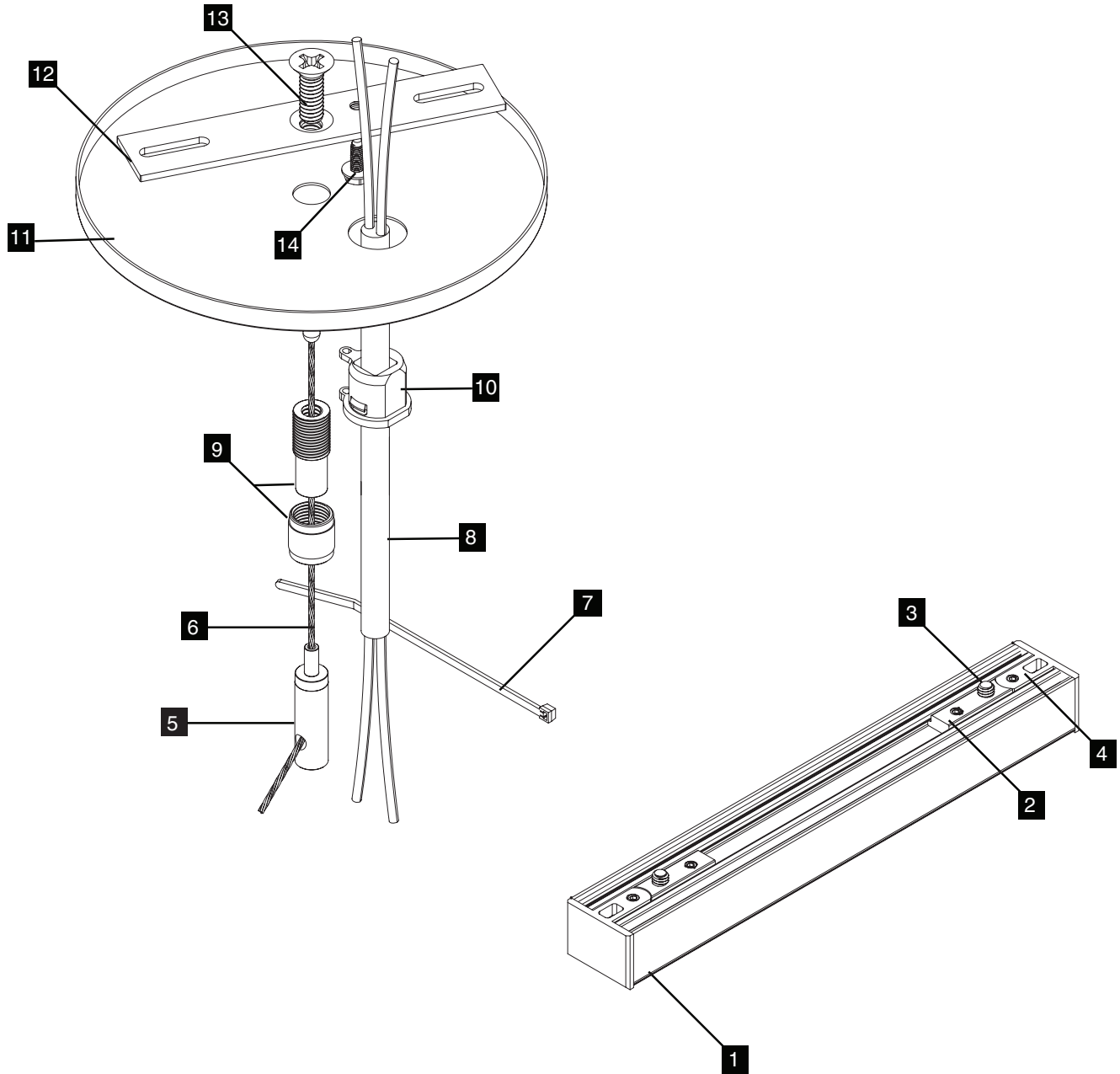
## VERS-SK

Linear Fixtures - Suspended

### SUSPENSION POWER FEED ASSEMBLY - TO MOUNT TO JUNCTION BOX\*

\*JUNCTION BOX NOT INCLUDED

SK-SF-RD-5-\*\*-JB-36



### VERS SUSPENSION COMPONENTS

- |   |           |   |                    |    |               |    |        |    |               |    |             |    |              |
|---|-----------|---|--------------------|----|---------------|----|--------|----|---------------|----|-------------|----|--------------|
| 1 | VERS      | 2 | Suspension Bracket | 3  | 8-32 Screw    | 4  | Endcap | 5  | Cable Gripper | 6  | 1/16" Cable | 7  | Tie          |
| 8 | Lead Wire | 9 | Cable Coupler      | 10 | Strain Relief | 11 | Canopy | 12 | Crossbar      | 13 | 1/4"-20     | 14 | Ground Screw |

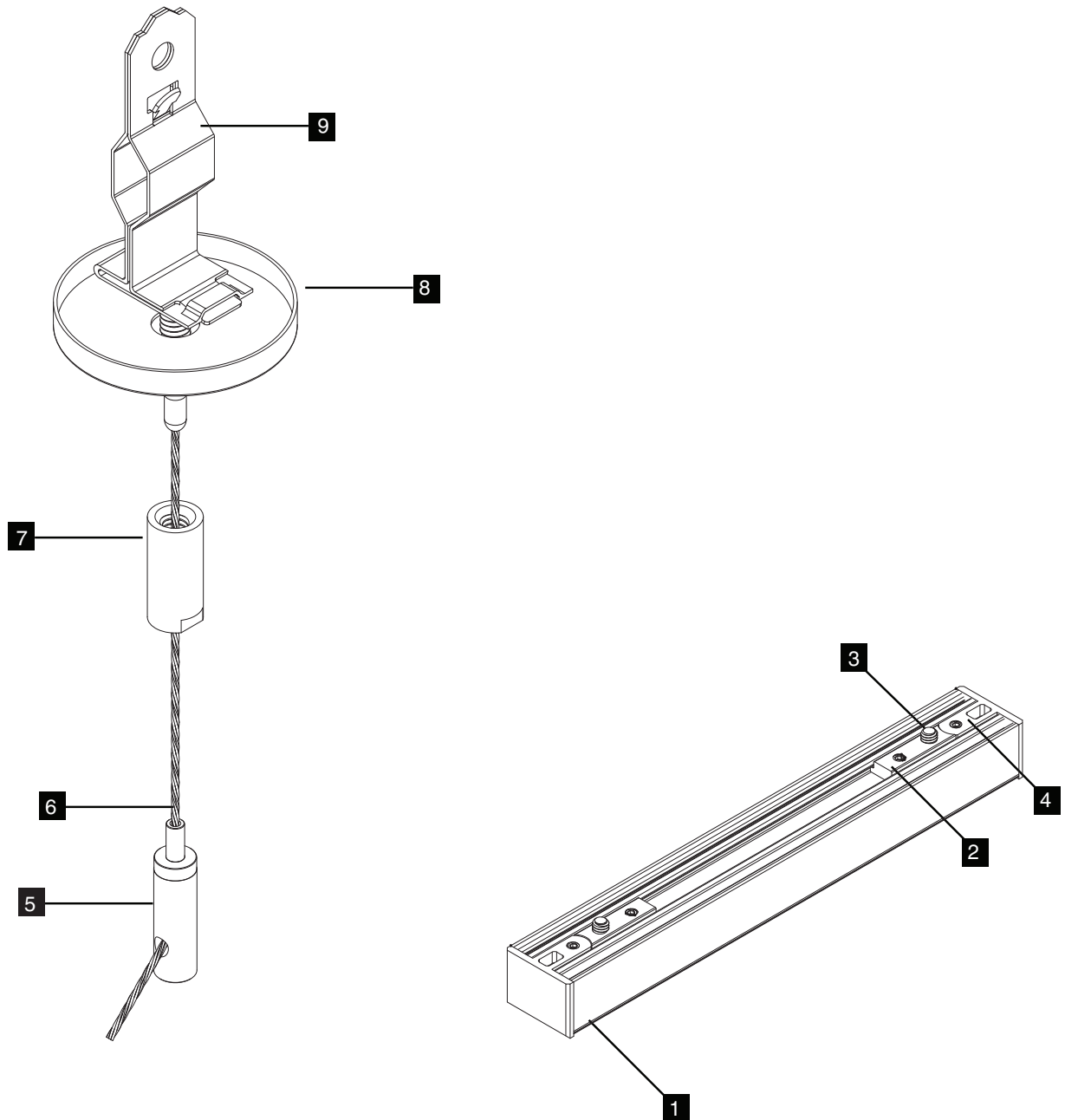


## VERS-SK

Linear Fixtures - Suspended

### SUSPENSION T-BAR NON-FEED ASSEMBLY

SK-NF-RD-2-NF-\* -TB-36



### NON-POWERED FEED KIT

<b>1</b> VERS	<b>2</b> Suspension Bracket	<b>3</b> 8-32 Screw	<b>4</b> Endcap	<b>5</b> Cable Gripper
<b>6</b> 1/16" Cable	<b>7</b> Cable Coupler	<b>8</b> Canopy	<b>9</b> T-Bar Clip	

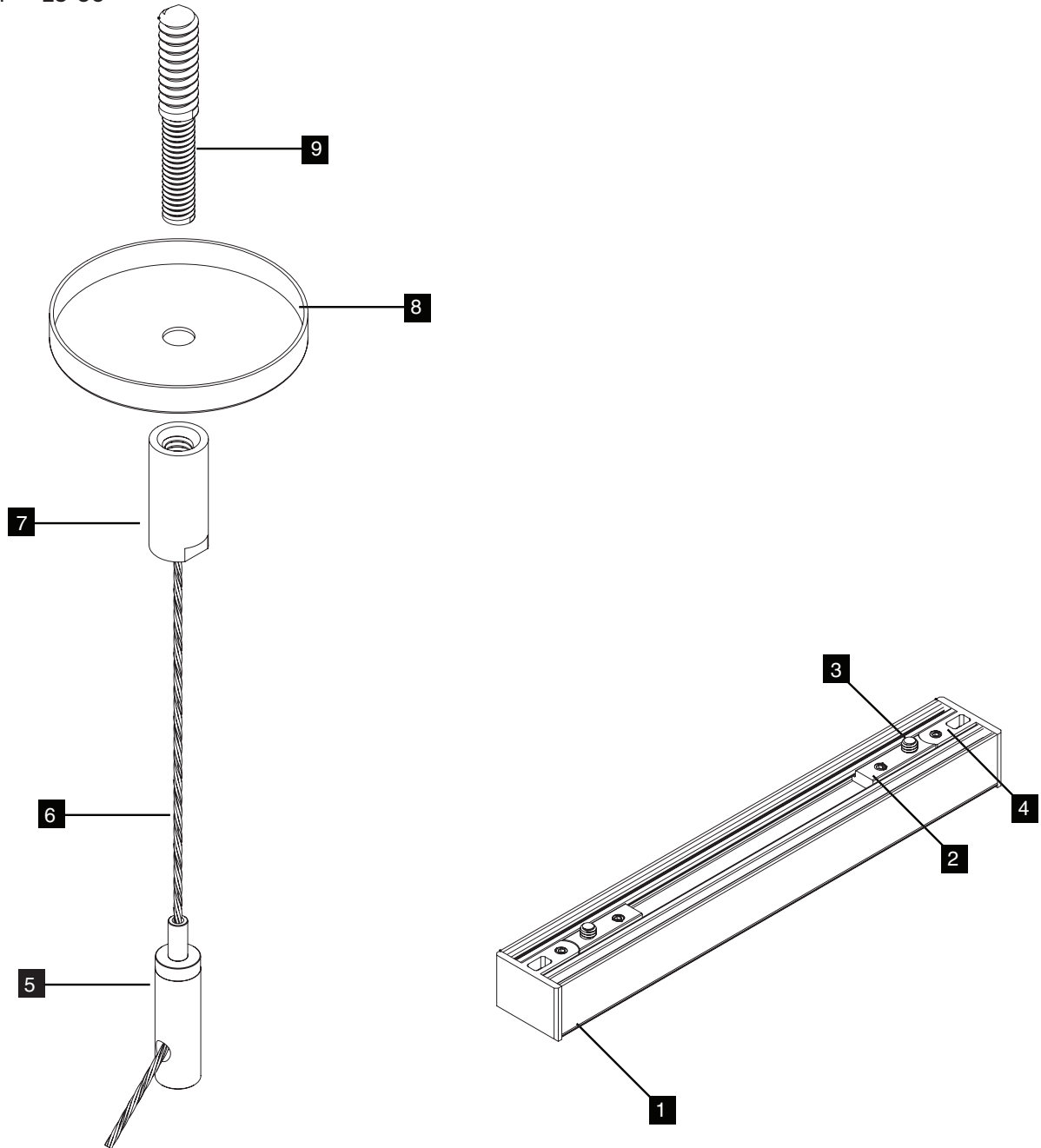


## VERS-SK

Linear Fixtures - Suspended

### LAG SCREW NON-FEED ASSEMBLY

SK-NF-RD-2-NF-\*-LS-36



#### NON-POWERED FEED KIT

<b>1</b> VERS	<b>2</b> Suspension Bracket	<b>3</b> 8-32 Screw	<b>4</b> Endcap	<b>5</b> Cable Gripper
<b>6</b> 1/16" Cable	<b>7</b> Cable Coupler	<b>8</b> Canopy	<b>9</b> Lag Screw	